



# Gas Discharge Tubes

**2RD-8S Series**

## Gas Discharge Tubes - 2RD-8S Series

Gas discharge tubes (GDT) use noble gasses enclosed in ceramic tubes to provide an alternate circuit path for voltage spikes. The ceramic envelope and with nickel connectors allow for high loads and Ruilon offers products that function at 0.5KA-200KA. The breakdown voltages of the devices have a wide range (up to 20% tolerance). Major applications are high frequency telecommunication lines, stations, security systems, HID and high quality Surge Protection Devices (SPD).

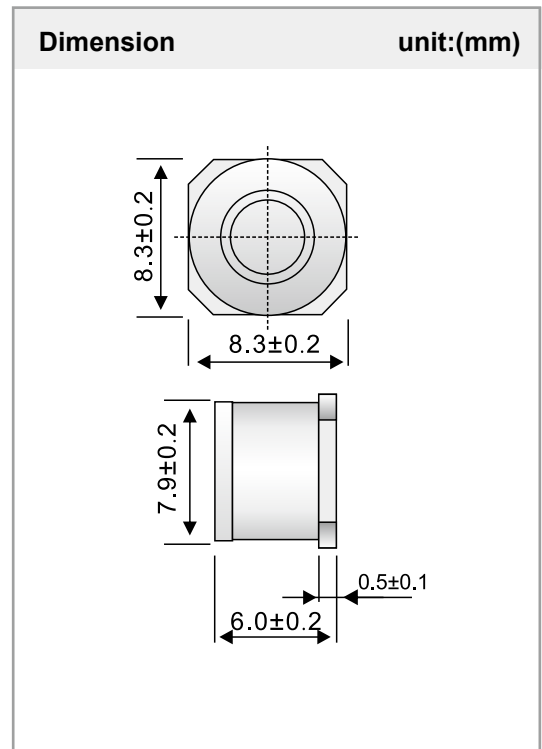


### Features

- RoHS & HF compliant
- Size: 8.3mm\*6.0mm
- DC Spark-over voltage: 75~800V
- Stable breakdown voltage
- High insulation resistance
- Low capacitance (<1.5pF)
- High holdover voltage
- Large absorbing transient current capability
- Storage and operational temperature: -40°C ~ +85°C

### Recommended Applications

- Cable Modem
- xDSL
- Set-Top Box
- Satellite and CATV equipment
- Power supplier
- Consumer electronics
- General telecom equipment



### Product Name

2	R	X	X	X	D	-	8	S
↓		↓			↓	↓		↓
Electrode Numbers		DC Spark-over Voltage			Electrical Characteristics	Dimensions		Lead Type
2R : 2 Electrodes					D:20KA	8.3mm*6.0mm		S:SMD

## Gas Discharge Tubes - 2RD-8S Series

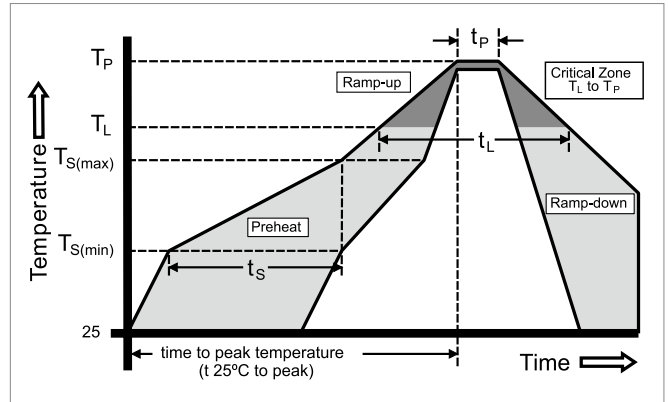
### Electrical Characteristics

Part Number	DC Spark-over Voltage	Maximum Impulse Breakdown Voltage		Max. Impulse Discharge Current (8/20 $\mu$ s)		Impulse Life (10/1000 $\mu$ s)	Normal Alternating Discharge Current	DC Holdover Voltage	Minimum Insulation Resistance	Maximum Capacitance (1MHz)
	100V/S	100V/ $\mu$ s	1KV/ $\mu$ s	1 time	10 times	100 A	50Hz 1Sec	<150ms		
	(V)	(V)	(V)	(KA)		Times	(A)	(V)		
2R075D-8S	75 $\pm$ 20%	600	700	25	20	500	20	52	10	1.5
2R090D-8S	90 $\pm$ 20%	600	700	25	20	500	20	52	10	1.5
2R150D-8S	150 $\pm$ 20%	500	700	25	20	500	20	52	10	1.5
2R230D-8S	230 $\pm$ 20%	500	650	25	20	500	20	80	10	1.5
2R250D-8S	250 $\pm$ 20%	500	650	25	20	500	20	135	10	1.5
2R300D-8S	300 $\pm$ 20%	550	700	25	20	500	20	135	10	1.5
2R350D-8S	350 $\pm$ 20%	600	700	25	20	500	20	135	10	1.5
2R400D-8S	400 $\pm$ 20%	650	750	25	20	500	20	135	10	1.5
12R470D-8S	470 $\pm$ 20%	750	850	25	20	500	20	135	10	1.5
2R600D-8S	600 $\pm$ 20%	900	1000	25	20	500	20	135	10	1.5
2R800D-8S	800 $\pm$ 20%	1000	1100	25	20	500	20	135	10	1.5
2R1000D-8S	1000 $\pm$ 20%	1500	1600	25	20	300	20	135	10	1.5

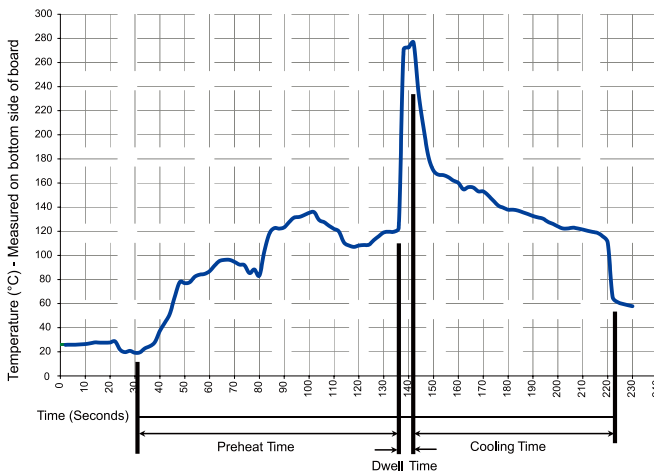
## Gas Discharge Tubes - 2RD-8S Series

### Soldering parameters reflow soldering(surface mount devices)

Reflow Condition	Pb – Free assembly	
Pre Heat	- Temperature Min ( $T_{s(min)}$ )	150°C
	- Temperature Max ( $T_{s(max)}$ )	200°C
	- Time (Min to Max) ( $t_s$ )	60 – 180 secs
Average ramp up rate (Liquidus Temp ( $T_L$ ) to peak)	3°C/second max	
$T_{s(max)}$ to $T_L$ - Ramp-up Rate	5°C/second max	
Reflow	- Temperature ( $T_L$ ) (Liquidus)	217°C
	- Temperature ( $t_L$ )	60 – 150 seconds
Peak Temperature ( $T_p$ )	260 <sup>+0/-5</sup> °C	
Time within 5°C of actual peak Temperature ( $t_p$ )	10 – 30 seconds	
Ramp-down Rate	6°C/second max	
Time 25°C to peak Temperature ( $T_p$ )	8minutes Max.	
Do not exceed	260°C	



### Soldering parameters -wave soldering



### Recommended process parameters

Wave Parameter	Lead-Free Recommendation
Preheat: (Depends on Flux Activation Temperature)	(Typical Industry Recommendation)
Temperature Minimum:	100° C
Temperature Maximum:	150° C
Preheat Time:	60-180 seconds
Solder Pot Temperature:	280° C Maximum
Solder Dwell Time:	2-5 seconds

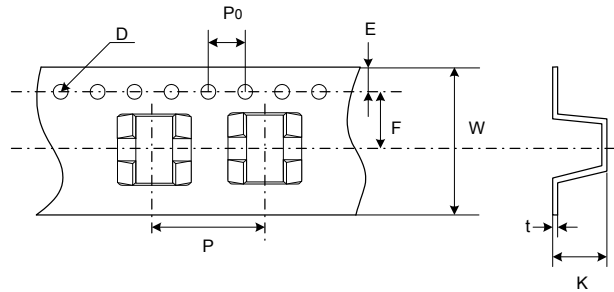
## Gas Discharge Tubes - 2RD-8S Series

### Warehouse Storage Condition

Item	Test Condition / Description	Requirement														
DC Breakdown Voltage	The voltage measured at a rise time of 100v/s.	To meet the specified value														
Maximum Impulse Breakdown Voltage	The maximum breakdown voltage at rise times of 100v/us and 1000v/us.															
Maximum Impulse Discharge Current	The maximum current applying a waveform of 8/20us that can be applied across the terminals of the gas tube without causing the gas tube to change more than $\pm 25\%$ from its initial measured DC breakdown voltage. Dwell time between pulses is 3 minutes.															
Alternating Discharge Current	Rated RMS value of AC current at 50Hz, 1 sec. 10 times. Intervals: 3min. DC breakdown voltage may not change more than $\pm 25\%$ from its initial measured DC breakdown voltage. $IR > 10^8$ ohms (-20%, +30% for 70 – 90V).															
Impulse Life	The minimum number of impulses of a specified waveform and peak current which a gas tube will conduct without causing the gas tube to change more than $\pm 25\%$ from its initial measured DC breakdown voltage. Dwell time between pulses is 1-2 minutes.															
DC Holdover Voltage	The maximum DC voltage across the two terminals of the gas tube under which it may be expected to return to the high impedance state after the gas tube breakdown.															
Insulation Resistance	<p>The resistance of the gas tube shall be measured each terminal to each other terminal.</p> <table border="1" style="margin-left: auto; margin-right: auto;"> <thead> <tr> <th style="text-align: center;">DC Breakdown Voltage (V)</th> <th style="text-align: center;">DC Measuring Voltage (V)</th> </tr> </thead> <tbody> <tr> <td style="text-align: center;">70</td> <td style="text-align: center;">25</td> </tr> <tr> <td style="text-align: center;">90-150</td> <td style="text-align: center;">50</td> </tr> <tr> <td style="text-align: center;">230-350</td> <td style="text-align: center;">100</td> </tr> <tr> <td style="text-align: center;">470-600</td> <td style="text-align: center;">250</td> </tr> <tr> <td style="text-align: center;">800</td> <td style="text-align: center;">500</td> </tr> <tr> <td style="text-align: center;">1000-1600</td> <td style="text-align: center;">1000</td> </tr> </tbody> </table>		DC Breakdown Voltage (V)	DC Measuring Voltage (V)	70	25	90-150	50	230-350	100	470-600	250	800	500	1000-1600	1000
DC Breakdown Voltage (V)	DC Measuring Voltage (V)															
70	25															
90-150	50															
230-350	100															
470-600	250															
800	500															
1000-1600	1000															
Capacitance	The capacitance of a gas tube shall be measured each terminal to each other terminal. Test frequency: 1MHz In measurements involving 3-electrode gas tubes, the terminal not being tested shall be connected to a ground plane.															

## Gas Discharge Tubes - 2RD-8S Series

### Packaging Taping



Item	P	PO	W	F	E	D	K	t
Spec (mm)	12.0	4.0	16.0	7.5	1.75	Φ1.55	8.7	0.5
Tolerance	±0.1	±0.1	±0.3	±0.1	±0.1	±0.05	±0.1	±0.05

### SMD Packing (Tape & Reel)

Reel packing (330×330×18mm)	Inner Box (335×345×70mm)
900 PCS/ Reel	2700 PCS/ Box

## RuiLongYuan Electronics Co., Ltd.

---

- Reproducing and modifying information of the document is prohibited without permission from Ruilongyuan International Inc.
- Ruilongyuan International Inc. reserves the rights to make changes of the content herein the document anytime without notification. Please refer to our website for the latest document.
- Ruilongyuan International Inc. disclaims any and all liability arising out of the application or use of any product including damages incidentally and consequentially occurred.
- Ruilongyuan International Inc. does not assume any and all implied warranties, including warranties of fitness for particular purpose, non-infringement and merchantability.
- Applications shown on the herein document are examples of standard use and operation. Customers are responsible in comprehending the suitable use in particular applications. Ruilongyuan International Inc. makes no representation or warranty that such applications will be suitable for the specified use without further testing or modification.
- The products shown herein are not designed and authorized for equipments requiring high level of reliability or relating to human life and for any applications concerning life-saving or life-sustaining, such as medical instruments, transportation equipment, aerospace machinery et cetera. Customers using or selling these products for use in such applications do so at their own risk and agree to fully indemnify Ruilongyuan International Inc. for any damages resulting from such improper use or sale.

---

**Tel: +86-755-8290 8296**

**Fax: +86-755-8290 8002**

**E-mail: jack@ruilon.com**