

为您的产品保驾护航

PRODUCT DATASHEET

Surface Mount Fuses

JFC1206FS Series Fuse

Description

JFC1206FS Series are the fuses set the industry standard for performance, reliability and quality. The solder - free design provides excellent on - off and temperature cycling characteristics during use and also makes our SMD fuses more heat and shock tolerant than typical subminiature fuses.

Features

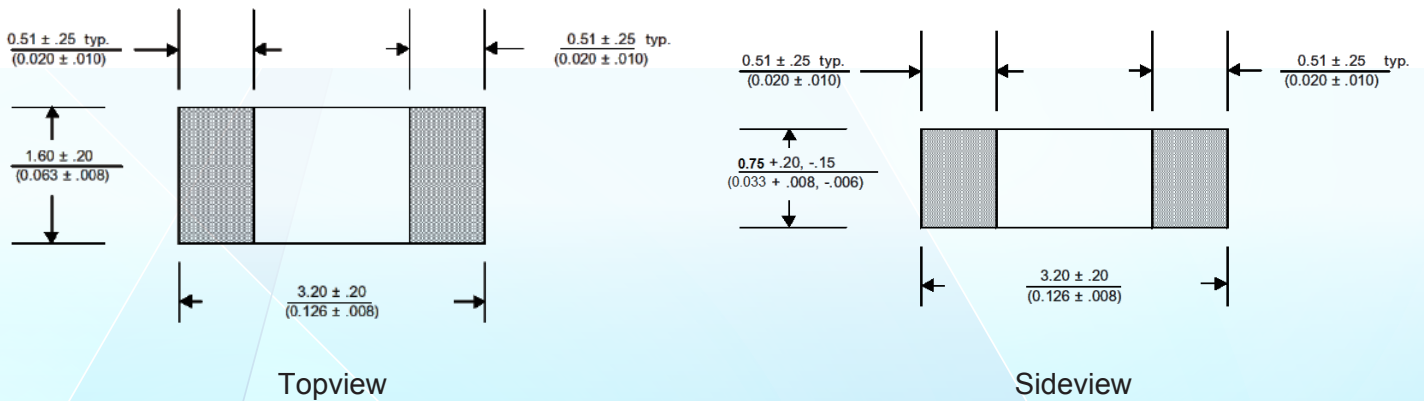
- Rapid interruption of excessive current
- Compatible with reflow and wave solder
- Ceramic and glass construction
- One time positive disconnect
- Lead Free and Halogen free material



Electrical Characteristics

Rated Current	1.0In	2.5In	3.5In
250mA~5A	4 hour min.	5 sec max.	-
6A~30A		-	5 sec max.

Dimensions



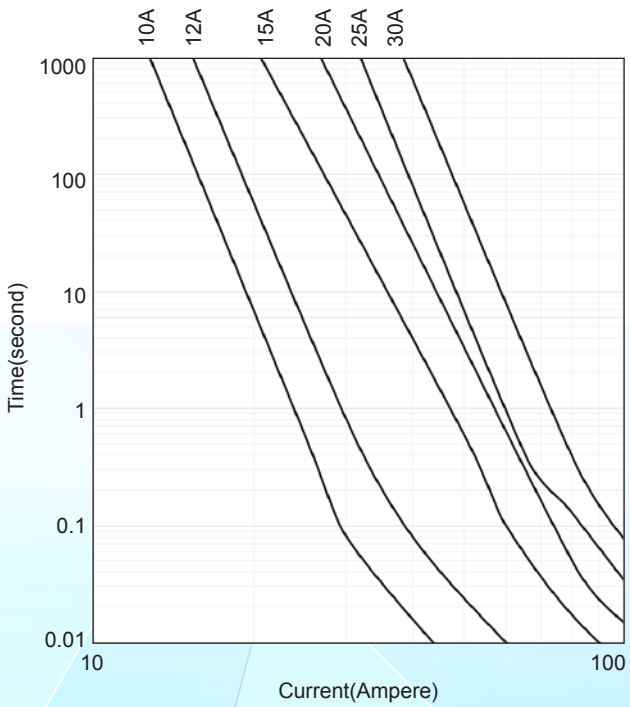
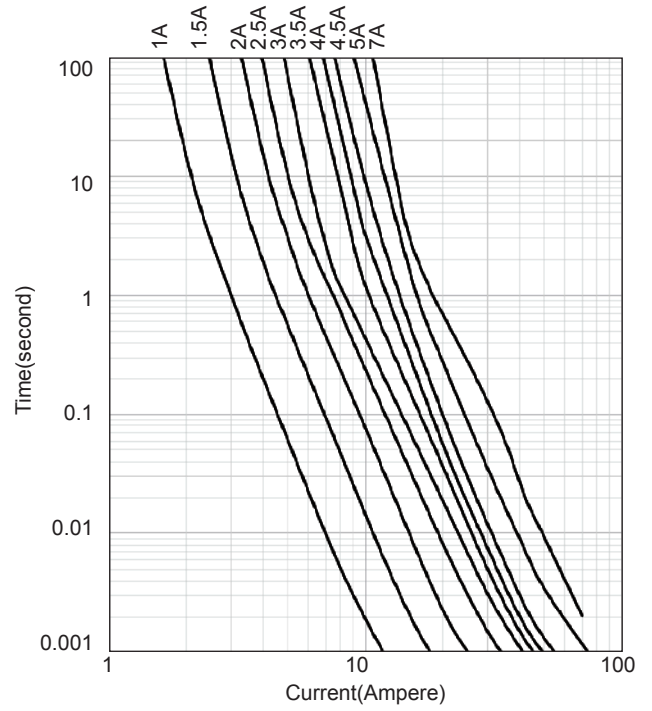
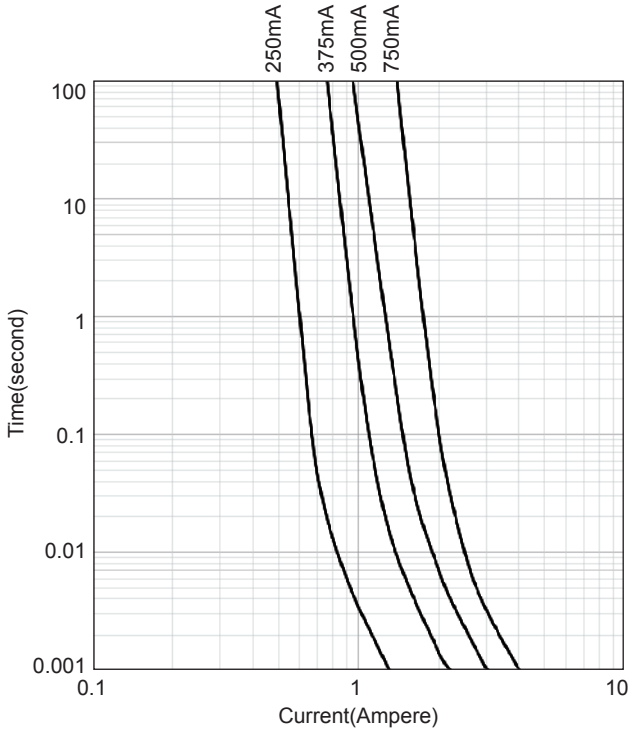
Performance Specification

Part No.	Rated Voltage DC	Rated Current (A)	Breaking Capacity ¹	Typical Cold Resistance (mOhms) ²	Typical Voltage Drop (mV)	Typical Pre-Arcing I ² t (A ² Sec) ³ DC	Aplha Marking
JFC1206-0250FS	63V	250mA	50A	3608	1407	0.0004	.25
JFC1206-0375FS		375mA		1882	718	0.0008	E
JFC1206-0500FS		500mA		1028	650	0.0022	0.5
JFC1206-0750FS		750mA		601	616	0.0057	.75
JFC1206-1100FS		1A		490	510	0.1	H
JFC1206-1125FS		1.25A		165	184	0.021	▲
JFC1206-1150FS		1.5A		240	367	0.15	K
JFC1206-1200FS		2A		144	316	0.41	N
JFC1206-1250FS		2.5A		86	240	0.65	O
JFC1206-1300FS		3A		53	187	1.39	P
JFC1206-1350FS		3.5A		40	180	1.68	R
JFC1206-1400FS		4A		35	173	1.73	S
JFC1206-1450FS	32V	4.5A	150A	27	164	2.62	X
JFC1206-1500FS		5A		22	141	2.89	T
JFC1206-1650FS		6.5A		16	140	3.4	6.5
JFC1206-1700FS	24V	7A	300A	12	140	5.68	7
JFC1206-1800FS		8A		10	123	6.8	M
JFC1206-2100FS		10A		4.4	59	10.6	U
JFC1206-2120FS		12A		3.8	67	11.5	12
JFC1206-2150FS		15A		2.9	66	16.5	15
JFC1206-2200FS		20A		1.6	60	18.6	20
JFC1206-2250FS		25A		1.4	57	28.4	25
JFC1206-2300FS	30A	1	45	37.2	30		

* DC Interrupting Rating (Measured at rated voltage, time constant of less than 50 microseconds, battery source)

* DC Cold Resistance are measured at <10% of rated current in ambient temperature of 25°C

Time Current Curve



Part Numbering System

JF C xxxx - xxxx F S

S=SMD

T=Time-Lag, F=Fast Acting

xxxx=四位电流

xxxx=四位体积

C=Ceramic, T=Thin Film, H=High Temperature Ceramic Series

JF=JDT Fuse