

## PT1521NT – ESD Protection Diode

### Feature

- 100 Watts peak pulse power (8/20 $\mu$ s)
- Bidirectional configurations
- Solid state silicon-avalanche technology
- Low clamping voltage
- Low leakage current
- Protection one data line
- IEC61000-4-2 (ESD)  $\pm 15$ kV (Air),  $\pm 8$ kV (Contact)
- IEC61000-4-4 (EFT) 40A (5/50ns)
- IEC61000-4-5 (Lightning): 3A (8/20 $\mu$ s)



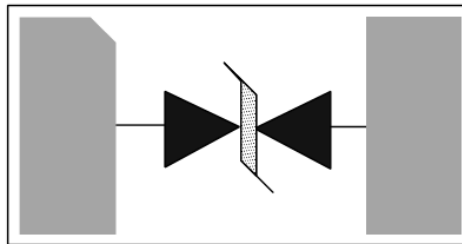
### Applications

- Microphone
- Portable Instrumentation

### Mechanical Data

- DFN1006 package
- Molding compound flammability rating: UL94 V-0
- Tape and Reel Packaging
- RoHS/WEEE Compliant

### Schematic and PIN Configuration



DFN1006

### Maximum Rating

Parameter	Symbol	Limit	Unit
IEC61000-4-2 ESD Voltage – Air Mode	$V_{ESD}^{(1)}$	$\pm 15$	kV
IEC61000-4-2 ESD Voltage – Contact Mode		$\pm 8$	
Peak Pulse Power	$P_{PP}^{(2)}$	100	W
Peak Pulse Current	$I_{PP}^{(2)}$	3	A
Maximum Lead Solder Temperature (10 seconds duration)	$T_L$	260	$^{\circ}$ C
Junction Temperature	$T_J$	-55~125	$^{\circ}$ C
Storage Temperature Range	$T_{stg}$	-55~125	$^{\circ}$ C

Note:

1. Device stressed with ten non-repetitive ESD pulses.
2. Non-repetitive current pulse 8/20 $\mu$ s exponential decay waveform according to IEC61000-4-5.
3. All ratings are measured at environmental temperature of TA = 25  $^{\circ}$ C unless otherwise noted.

## PT1521NT – ESD Protection Diode

### Electrical Characteristics

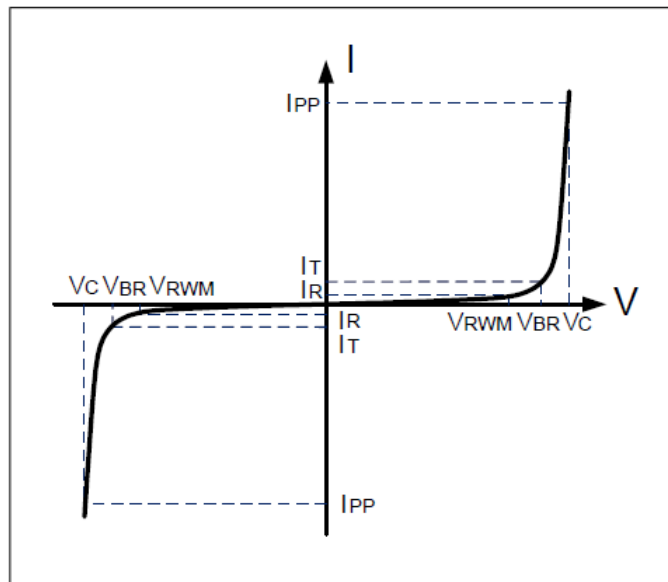
Parameter	Symbol	Test Conditions	Min	Typ	Max	Unit
Reverse Stand-off Voltage	$V_{RWM}^{(1)}$				15	V
Reverse Breakdown Voltage	$V_{BR}$	$I_T = 1\text{mA}$	16.7			V
Reverse Leakage Current	$I_R$	$V_{RWM} = 15\text{V}$		0.1	0.5	$\mu\text{A}$
Peak Pulse Current	$I_{PP}$				3.0	A
Clamping Voltage	$V_C^{(2)}$	$I_{PP} = 3\text{A}$			35	V
Junction Capacitance	$C_J$	$V_R = 0\text{V}, f = 1\text{MHz}$		20	25	pF

Note:

1. Other voltages available upon request.
2. Non-repetitive current pulse 8/20 $\mu\text{s}$  exponential decay waveform according to IEC61000-4-5.
3. All ratings are measured at environmental temperature of  $T_A = 25^\circ\text{C}$  unless otherwise noted.

### Electrical Parameters

Symbol	Parameter
$V_C$	Clamping Voltage @ $I_{PP}$
$I_{PP}$	Peak Pulse Current
$V_{BR}$	Breakdown Voltage @ $I_T$
$I_T$	Test Current
$I_R$	Reverse Leakage Current @ $V_{RWM}$
$V_{RWM}$	Reverse Stand-off Voltage



## PT1521NT – ESD Protection Diode

### Typical Characteristics

Fig.1 Peak Pulse Power Rating Curve

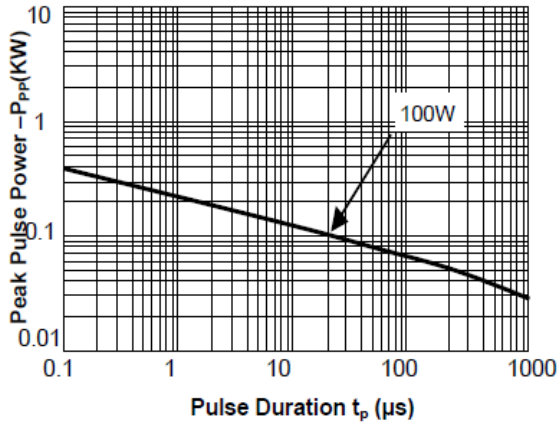


Fig.2 Pulse Derating Curve

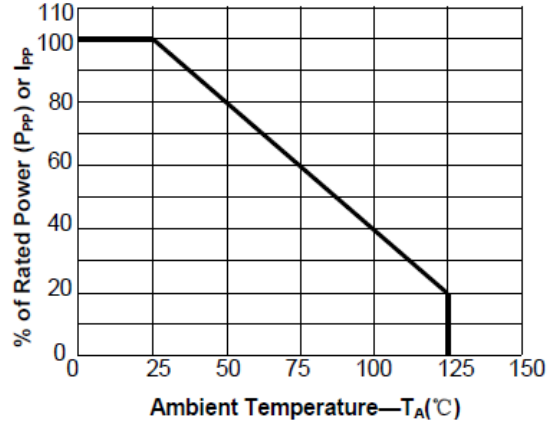


Fig.3 Pulse Waveform-8/20μs

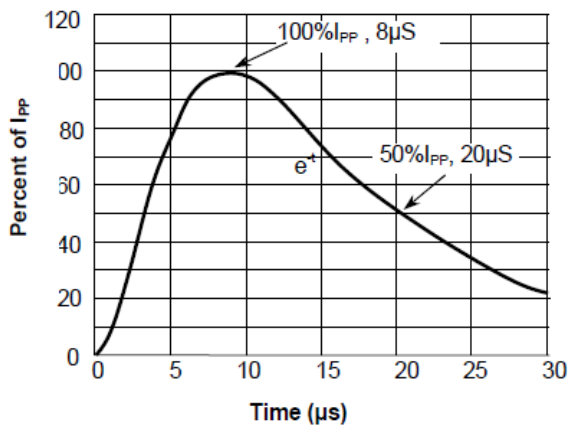


Fig.4 Pulse Waveform-ESD(IEC61000-4-2)

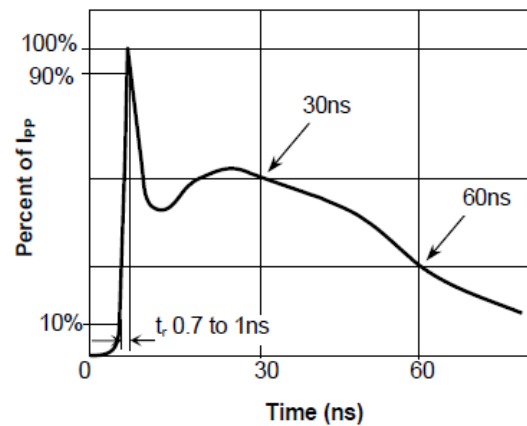


Fig.5 IEC61000-4-2 +8kV Contact Discharge

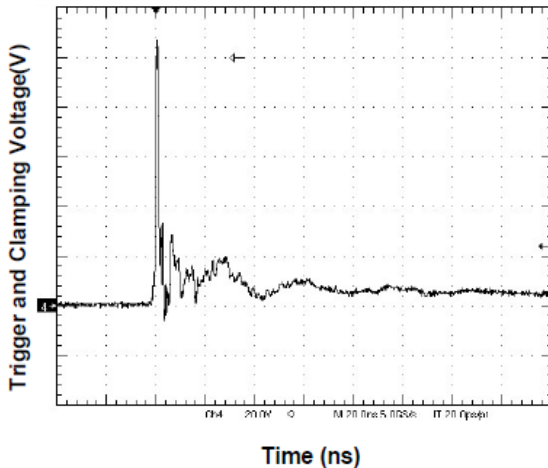
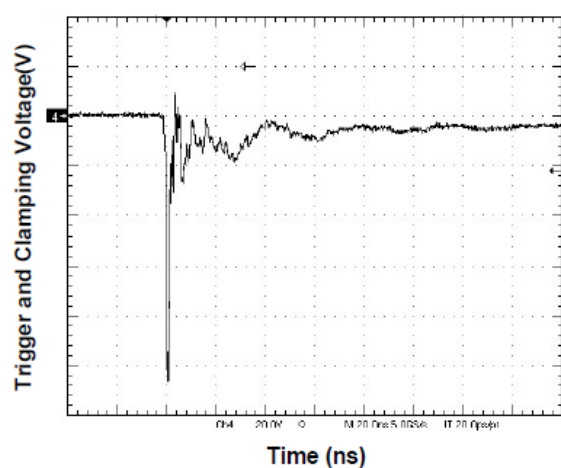
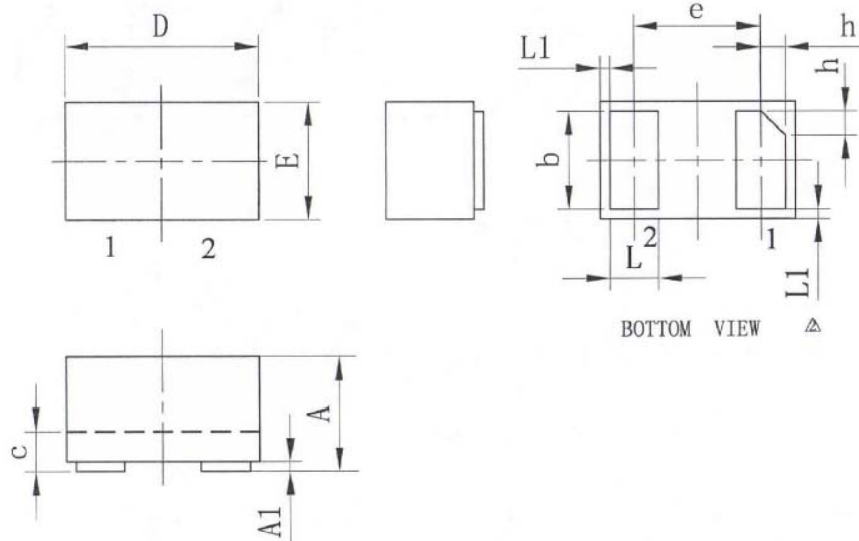


Fig.6 IEC61000-4-2 -8kV Contact Discharge



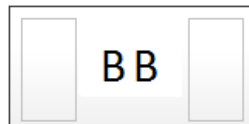
## PT1521NT – ESD Protection Diode

### DFN1006 Package Outline Dimensions



Symbol	Dimensions (mm)		
	Min	Typ	Max
A	0.45	0.50	0.55
A1	0.00	0.02	0.05
b	0.45	0.50	0.55
c	0.12	0.15	0.18
D	0.95	1.00	1.05
e	0.65 BSC		
E	0.55	0.60	0.65
L	0.20	0.25	0.30
L1	0.05 REF		
h	0.07	0.12	0.17

### Marking



### Packaging Information

Order Code	Packaging	Reel Size	PCS/Reel
PT1521NT	DFN1006	7 inch	10,000