



FEATURES

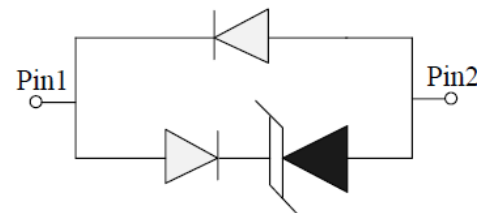
- ✧ Protects one line I/O or power line
- ✧ Low clamping voltage
- ✧ Low leakage current
- ✧ Ultra low capacitance: 0.65pF(max)
- ✧ RoHS compliant



DFN1006-2L

MAIN APPLICATIONS

- ✧ Cellular phones
- ✧ High speed data line
- ✧ Digital cameras
- ✧ Digital visual interface (DVI)
- ✧ Personal digital assistants (PDAs)



PIN Configuration

PROTECTION SOLUTION TO MEET

- ✧ IEC61000-4-2 (ESD) ±15kV (air), ±8kV (contact)
- ✧ IEC61000-4-4 (EFT) 40A (5/50ns)
- ✧ IEC61000-4-5 (Lightning) 5A (8/20µs)

MECHANICAL CHARACTERISTICS

- ✧ DFN1006-2L package
- ✧ Molding compound flammability rating : UL 94V-0
- ✧ Quantity per reel : 10,000pcs
- ✧ Lead finish : lead free
- ✧ Marking code: UB

ABSOLUTE MAXIMUM RATINGS (T_A=25°C, RH=45%-75%, unless otherwise noted)

| Parameter | Symbol | Value | Unit |
|---|------------------|---------------|------|
| Peak pulse power dissipation on 8/20µs waveform | P _{PP} | 30 | W |
| ESD per IEC 61000-4-2 (Air) | V _{ESD} | +/-15 | kV |
| ESD per IEC 61000-4-2 (Contact) | | +/-8 | |
| Lead soldering temperature | T _L | 260 (10 sec.) | °C |
| Operating junction temperature range | T _J | -55 to +125 | °C |
| Storage temperature range | T _{STG} | -55 to +150 | °C |

ELECTRICAL CHARACTERISTICS ($T_A=25^{\circ}C$)

| Parameter | Symbol | Conditions | Min | Typ | Max | Unit |
|---------------------------|-----------|--------------------------------|-----|-----|------|---------|
| Reverse working voltage | V_{RWM} | Pin2 to 1 | | | 5.0 | V |
| Reverse breakdown voltage | V_{BR} | $I_T = 1mA$ | 6.0 | | | V |
| Reverse leakage current | I_R | $V_{RWM} = 5V$ | | | 1.0 | μA |
| Peak pulse current | I_{pp} | $t_p=8/20\mu s$ | | | 5 | A |
| Clamping voltage | V_C | $I_{PP} = 1A, t_p = 8/20\mu s$ | | 8.5 | 12.5 | V |
| | | $I_{PP} = 5A, t_p = 8/20\mu s$ | | 13 | 15 | V |
| Junction capacitance | C_J | $V_{RWM} = 0V, f = 1MHz$ | | 0.5 | 0.65 | pF |

RATINGS AND V-I CHARACTERISTICS CURVES ($T_A=25^{\circ}C$, unless otherwise noted)

FIG.1: V- I curve characteristics (Uni-directional)

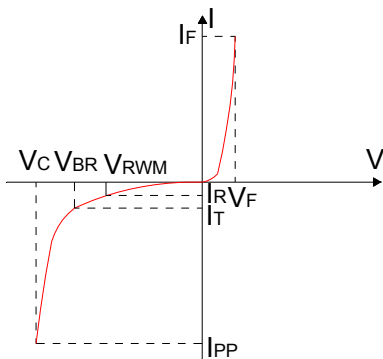


FIG.2: Pulse waveform (8/20 μs)

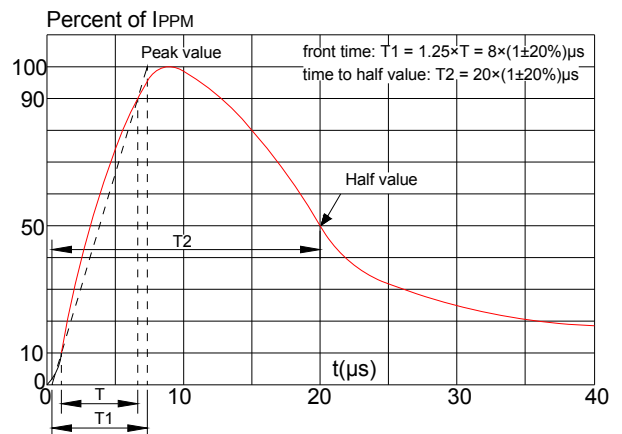


FIG.3: Pulse derating curve

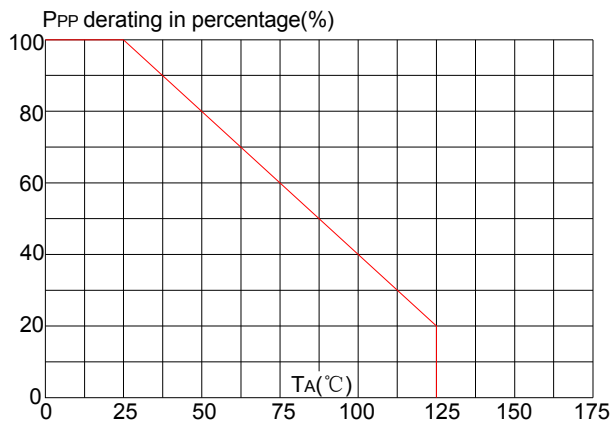
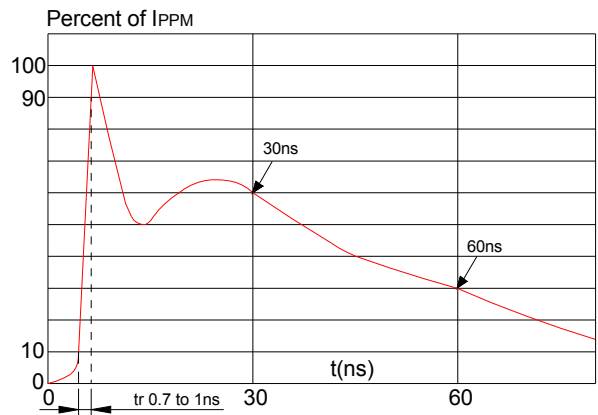
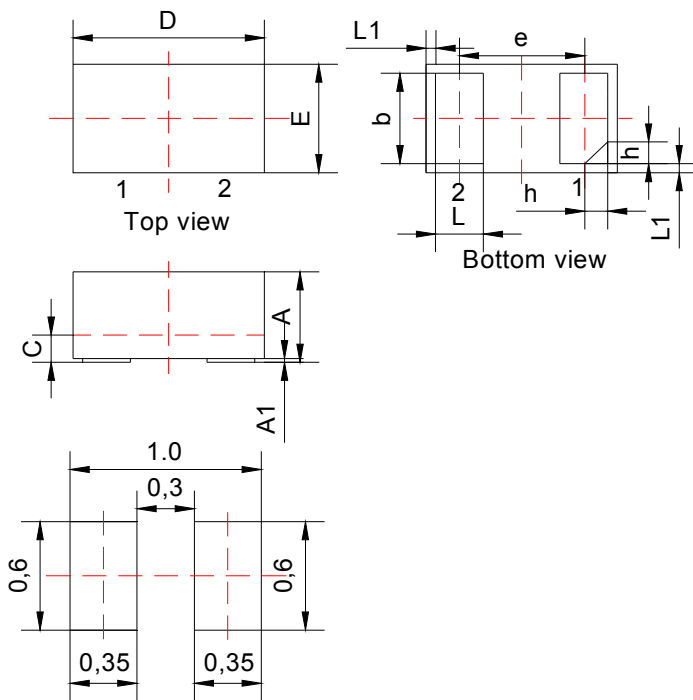


FIG.4: ESD clamping (8KV contact)



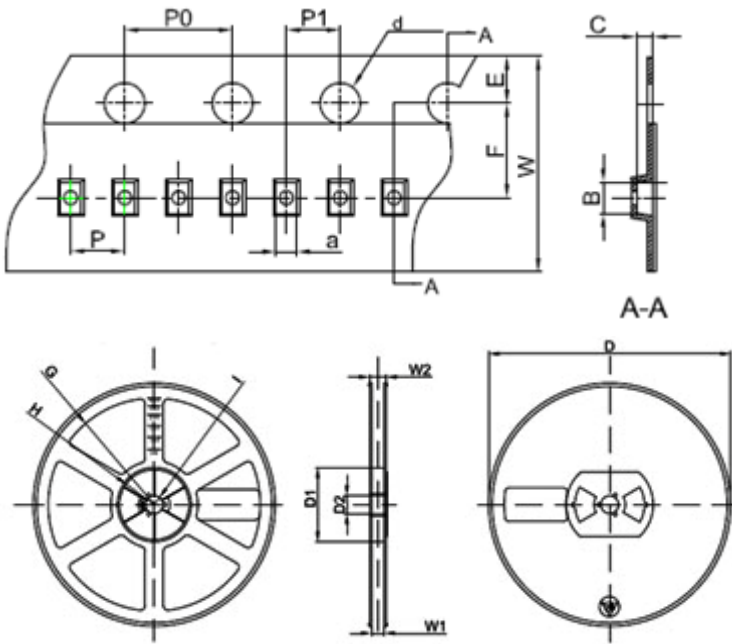
PACKAGE MECHANICAL DATA



Recommended Soldering Footprint

| Symbol | Millimeter | | |
|--------|------------|------|------|
| | Min. | Typ. | Max. |
| A | 0.45 | 0.50 | 0.55 |
| A1 | 0 | 0.02 | 0.05 |
| b | 0.45 | 0.50 | 0.55 |
| C | 0.12 | 0.15 | 0.18 |
| D | 0.95 | 1.00 | 1.05 |
| e | 0.65BSC | | |
| E | 0.55 | 0.60 | 0.65 |
| L | 0.20 | 0.25 | 0.30 |
| L1 | 0.05REF | | |
| h | 0.07 | 0.12 | 0.17 |

TAPE AND REEL INFORMATION-DFN1006-2L



| Symbol | Millimeter | Inches |
|--------|------------|--------|
| | Typ. | Typ. |
| a | 0.66 | 0.026 |
| B | 1.15 | 0.045 |
| C | 0.66 | 0.026 |
| d | Φ1.50 | Φ0.059 |
| E | 1.75 | 0.069 |
| F | 3.50 | 0.138 |
| P0 | 4.00 | 0.157 |
| P | 2.00 | 0.079 |
| P1 | 2.00 | 0.079 |
| W | 8.00 | 0.315 |
| D | Φ178 | Φ7.008 |
| D1 | 54.40 | 2.142 |
| D2 | 13.00 | 0.512 |
| G | R78.00 | R3.071 |
| H | R25.60 | R1.008 |
| I | R6.50 | R0.256 |
| W1 | 9.50 | 0.374 |
| W2 | 12.30 | 0.484 |

Packaging Description:

DFN1006-2L parts are shipped in tape. The carrier tape is made from a dissipative(carbon filled) polycarbonate resin. The cover tape is a multilayer film(heat activated adhesive in nature)primarily composed of polyester film, adhesive layer, sealant, and anti-static sprayed agent. These reeled parts in standard option are shipped with 10,000units per 7" or 17.8cm diameter reel. The reels are clear in color and made of polystyrene plastic(anti-static coated).

ORDERING INFORMATION

| OUTLINE | Package | Reel Size | Quantity Per Reel |
|---------|------------|-----------|-------------------|
| TAPING | DFN1006-2L | 7 Inch | 10,000 pcs |

MARKING CODE

| Part Number | Marking Code |
|-------------|--------------|
| JEU05UCDF | |

Information furnished in this document is believed to be accurate and reliable. However, Jiangsu JieJie Microelectronics Co.,Ltd assumes no responsibility for the consequences of use without consideration for such information nor use beyond it.

Information mentioned in this document is subject to change without notice, apart from that when an agreement is signed, Jiangsu JieJie complies with the agreement.

Products and information provided in this document have no infringement of patents. Jiangsu JieJie assumes no responsibility for any infringement of other rights of third parties which may result from the use of such products and information.

This document is the 2.2nd version which is made in 12-June-2018. This document supersedes and replaces all information previously supplied.

 is a registered trademark of Jiangsu JieJie Microelectronics Co.,Ltd.

Copyright ©2018 Jiangsu JieJie Microelectronics Co.,Ltd. Printed All rights reserved.